




中国建材集团2016年工作会议暨第二届职工代表大会四次会议

坚定信心 鼓足干劲  
推



资讯



2016

### 图片说明

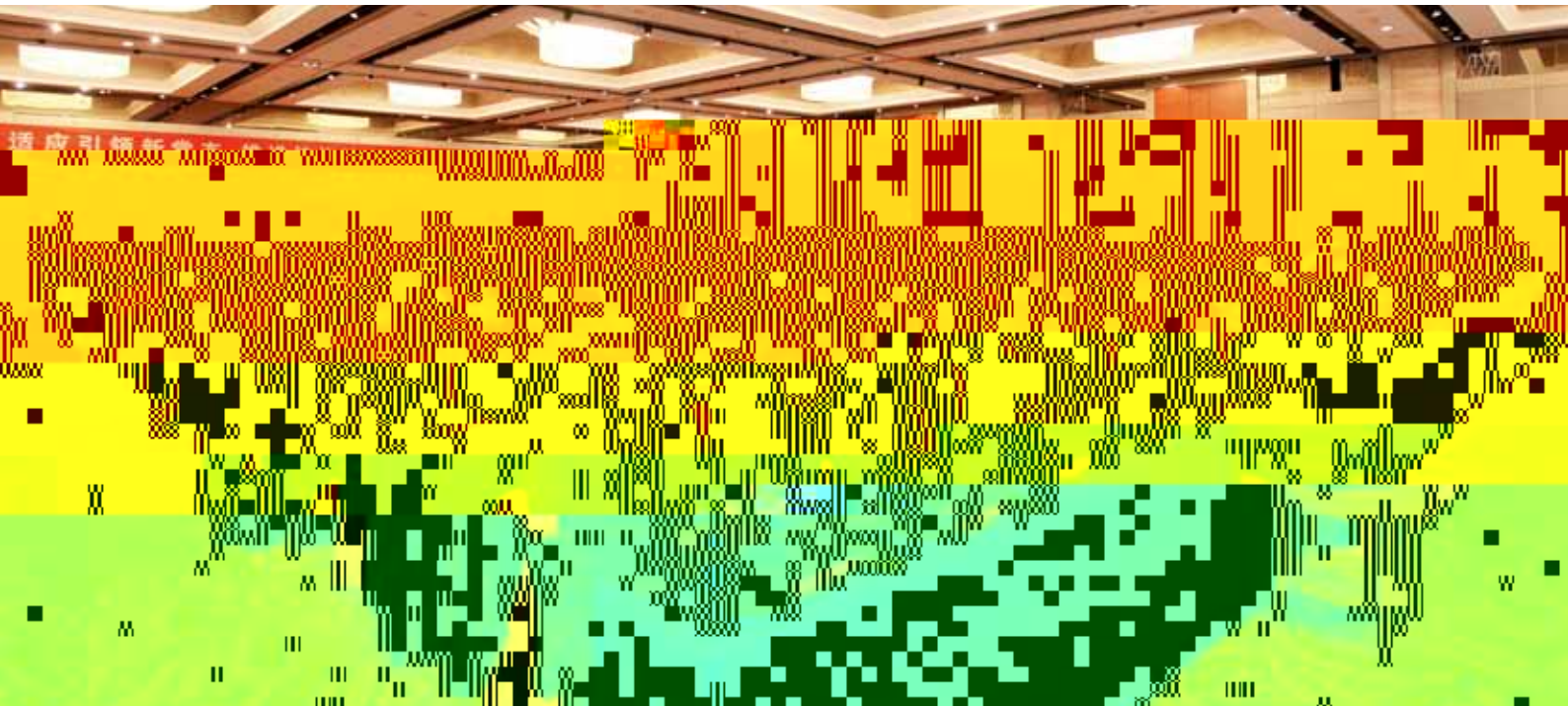
1. 2016
2. 2016
- 3.
4. 2015
5. 2015



2015

# Contents

2016 1 100



1 2016

4

5


6

7

21

8





34

---

42

48

---

49

---

50

---

52

56

2016

2016

18













# 21

“ ”



2015 11 30 12 11

21

150

“ ”

“

“ ”

“

“

“

“

“ ”

5.0

3400




2016

1 12

Bruno

Lafont





“

”

2016

“

”

“

”

“

”



2015 12 30

“

”

6

“

”

——

——

3

“ ” “ ”

“

”

“

”

2016

“

”

“

”

“

”

“

”

“

”

# 2016

1 18

2016

2015 “ ”

“ ”

2016

6



" " 14

1.58

" "

2015

" " " "

2016

2015

2015

"

"

"

2015

"

"

" " " "

" "

KPI

"

"

"

"

"

120

"







" " 70

" " 40

" " " "

" " 2015

" " " "

" " " "

" 252% 242%

" 5 117%

8 A

" "

" "

" " 300

9

" " " " 115%

2016

1188

61

2016

" "

" "

2016

2016 " "

" "

"

" + " BNBM  
HOME

" "

" "

"

"

" "

" "

" "

"

" " "

" "

" "

" " + " "



" "

" "

" "

100

" "

" "

" "

2014

"

"

1000

" " " "

" "

" "

" " " "

"

"

" "





2016



2015

0.2

2015

10

2014

14

“ ”

2014

780 2015 320 "

2015 320 2015 42%

10.5

8

5

120

" "





“ ”

“ ”

“ ”

500

“ ”

242%

252%

A

“ ”

2015

“ ”

“ ” “ ” “ ” “ ” “ ”

“ ”

“ ”

“ ” “ ” “ ”

“ ”

“ ”

“ ”

2015

5

“ ”



6.5% 7%

" " 2016

" " " " " " " " " " " "

" "

" "

" " + " " 2025"

" "

" "



“ ”

“

”

“ ”

”

+ ” ” + ”

”

”

“ ”

“ ”

“ ”

”

”

“ ”

“ ”

EPC

“ ”

500

500

”

”

”

“ ” “ ” “ ” “ ”

”



" " EPC " +  
BNBM HOME "

" " " "

" "

" "

“ ”

“ ”

“ ”

“ ”

“ ”



“ ”

“ ”

2015

“ ”

“ ”

“ ”

“ ”

“ ”

Đ

2015 3

“ + ”

“ ” “ ”

9.7%

85

ERP



---

44

59

44

59

+

2015

DR H  
6000

“ ” “ ” “ ” “ ”

BNBM HOME

KPI

70

BNBM HOME

”

30

1992

BNBM

2015

378

Hardline suki

Torre Miria

17.2%

8

10 BNBM HOME

40%

BNBM HOME

70%

2015

Wilco

520

200

2016

92%

140

481

5

2015 TFT 13% 1.5GW

50% 16.4%

“ ” 156

70% 9 37

0.2 9 4 “ ”

55% 25 8700

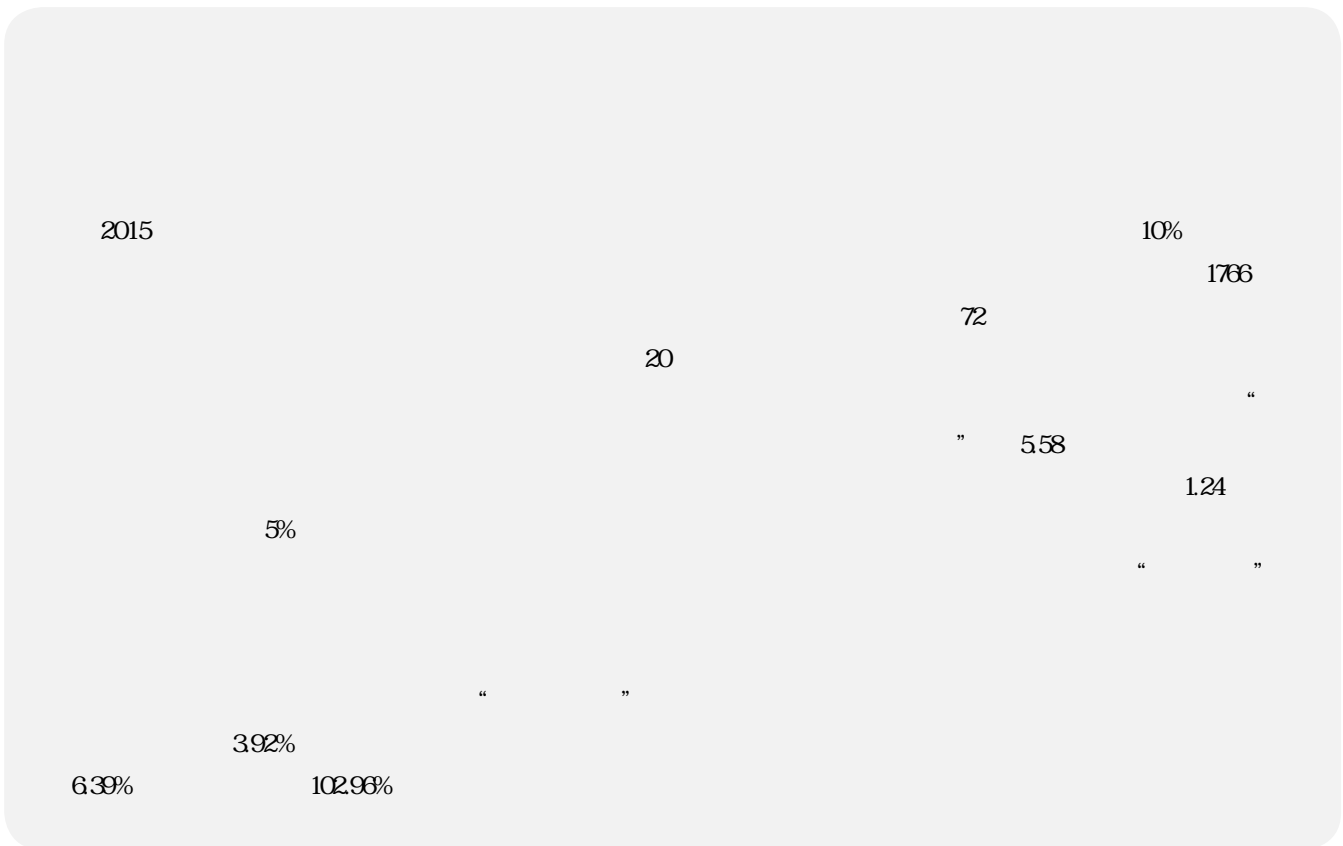

CTC 14

2015 2015 59 22

CTC 14

8

2015  
——“ MRV ”  
CTC



“ ” “ ”

2015 34

“ ” “ ” 69

” 47 11 47

CI

“ ” “ ” “ ”

2015 144



2015

“ ”

3.6%

“ PCP” “ ” “ ” “ ”

”

33

2015

“ ”

KPI

2015  
2000

2015  
6

5000 ”

“ 1

2015

TS16949  
APQP FMEA

QC

2015  
15%~40%

9

60

2015

101

Vensys

10

2000

12

ISO9000  
6S 8D

KPI

“ ”

KPI

20



— —

25

2015

1 4



“ ”

” ”

” ”

2015

2016


2011

1000

2014

18%      4      53%

2010      2014



“ ” 2016  
“ ”  
“ ”

25

40

40

20

2015

"

"

"

"

GDP 6.5%

"

"

"

"

"

"


4500

1.2

100


30%







|      | 5000    |     |          |      | C15 C30 C40 C50 |     |     |     |
|------|---------|-----|----------|------|-----------------|-----|-----|-----|
|      | C15     | C30 | C40      | C50  | C15             | C30 | C40 | C50 |
| 100  |         |     | 500      |      |                 |     | 20  | 30  |
| 5000 |         |     | 5000     |      |                 |     |     |     |
| 3000 |         |     | "        |      |                 |     | "   | "   |
|      |         |     | "        |      |                 |     | "   | "   |
|      |         |     | "        |      |                 |     | "   | "   |
|      |         |     | 32.5     |      |                 |     |     |     |
|      |         |     | PC 32.5R |      |                 |     |     |     |
| 32.5 | PC 32.5 |     | 32.5     |      |                 |     |     |     |
|      | 32.5    |     |          |      | "               | "   |     |     |
|      | 32.5    |     |          |      |                 |     |     |     |
|      |         |     | 50%      | 60%  |                 |     |     |     |
|      | 42.5    | 50% | 52.5     | 62.5 |                 |     |     |     |
| 50%  |         |     |          |      |                 |     |     |     |
| 70%  | 30%     |     |          |      |                 |     |     |     |
| 30%  | 70%     |     |          |      |                 |     | "   | "   |
|      | 3.2     |     |          |      |                 |     |     |     |



70%



"

"

"

CRH

15

40


9

32.5

32.5

" "

"



1953

20 70  
2000 10

2004




"  
"

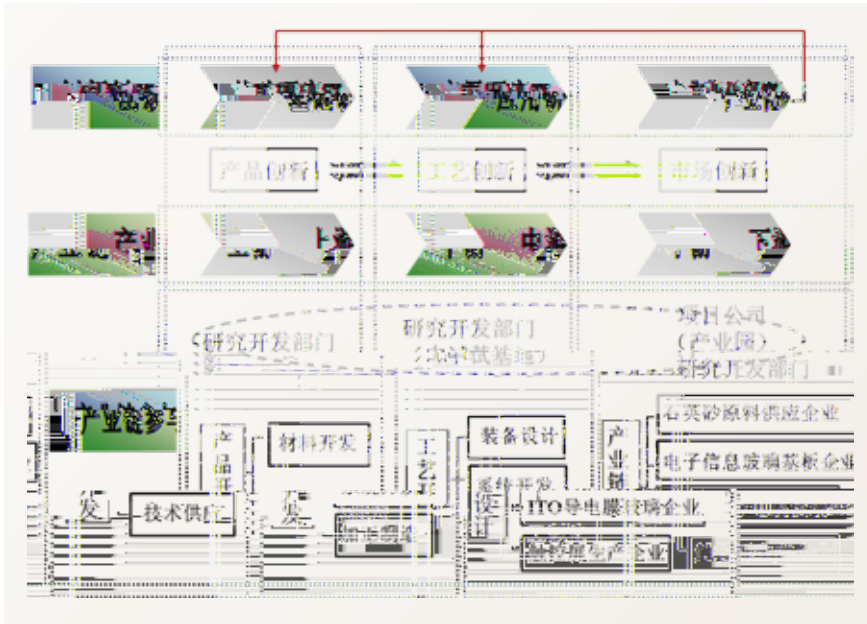
2000

2000



" + "

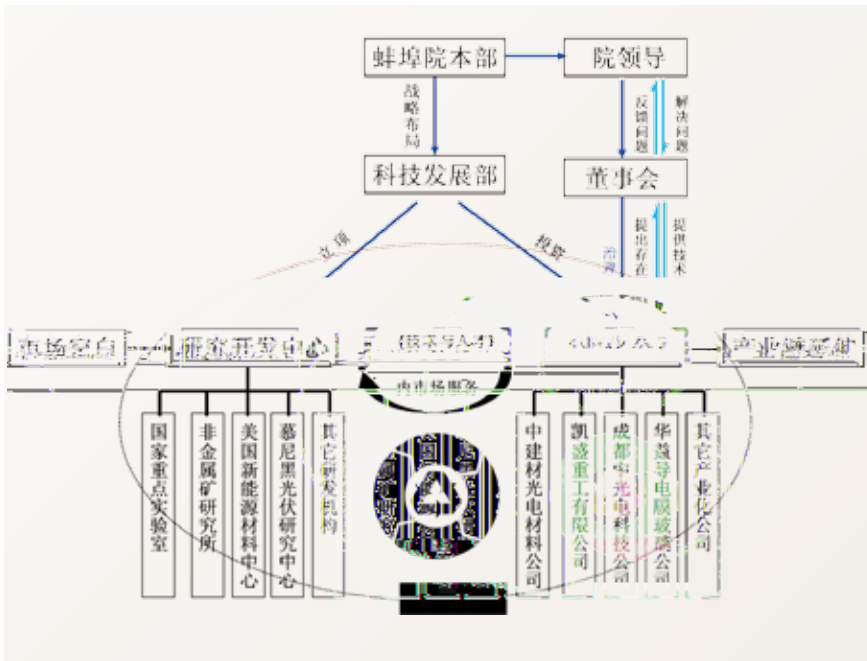




2.

3.

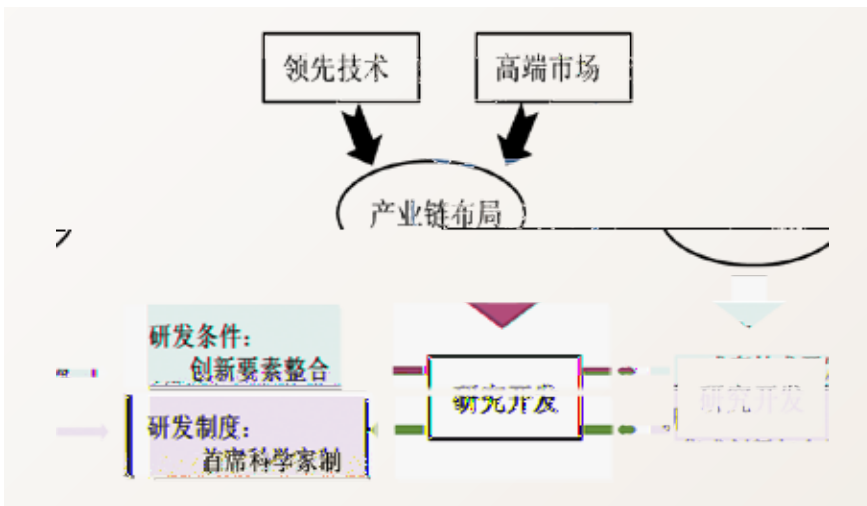
1.



5000

200

2



7

3

1

4

" "

2

" + "  
1.

973 863

2

3%

2

3

16

1

0.5mm  
TFT- LCD

2

ITO

13

1

3

" + "

"

2015

" "

30

2

700

100

156

60

32

30

47

12

23

2000

1.9

" "

0.91

1

2010

5000

2014

97.2

" "

---

30.3

2016

2012

28.5

3

60%

500

1200

2014

8

2014

37.96%

72.57%

2014

1.5

30%

75%



200

1.

2.

2014

2.

7

3

38.5

2014

1.

15

10

115.5

3.

GPS

4.



2014  
20  
9.87  
25.64  
/ 42.54 /

5S

—

“ ” “ ”

2005

“ ” “ ”

1999 9

”

2004

2004

2005 5  
 " 2004 " 2005 12  
 2008  
 2007 2008  
 2009  
 1  
 2008 1.2  
 2015 3



"

—

2011 11

"

“ ”

"

"

" "

2014 0.992 KPI 0.998 KPI 0.996



2013 8



8 2014

" " " " 13

4

2014 2

30

5A

2014  
5%

2013

2013 7

300

2012- 2014

5 / "

5



|         |     |        |        |        |   |
|---------|-----|--------|--------|--------|---|
|         | " " |        |        | 100    |   |
|         |     |        |        | 100    |   |
|         |     |        |        | " 2015 |   |
|         |     |        | "      |        |   |
|         |     |        | "      | 39     |   |
|         |     | " 2015 |        |        | " |
|         |     |        | " 2015 |        | " |
|         |     | 1 15   |        |        |   |
|         |     |        | "      | "      |   |
| 1 12 13 |     |        | " 2015 |        | " |
|         | "   |        |        |        |   |
|         |     |        | "      | "      |   |
|         |     |        | "      | "      |   |
|         | " " |        |        | 2015   | " |

"

ZL201010544550.1

1 16

Nasir Float Glass

# 游子的驿站

# 中國建材集團2016年新春聯歡會



